



*SIMPLE AND PRODUCTIVE
TO WORK NON-STOP*

C-70

Plot Combine

 **HALDRUP USA**

CONFORT IN OPERATION

HALDRUP C-70 PLOT COMBINE

DESIGNED FOR BREEDING PROGRAMS THAT
REQUIRE AGILITY, PRECISION AND CONFORT

A SUPER COMFORTABLE CABIN WITH ENOUGH
SPACE FOR THE DRIVER AND A SECOND OPERATOR
TO ENJOY A UNIQUE WORK ENVIRONMENT.

THANKS TO ITS EASE OF ADAPTING COMPONENTS,
YOU CAN GO FROM ONE CROP TO ANOTHER ALMOST
WITHOUT REALIZING IT.





FOR ALL CROPS, ALL OPTIONS



MULTIPLE OPTIONS ON THE SAME HEAD

HALDRUP CUTTING TABLE

THE HALDRUP CUTTING TABLE WAS DESIGNED TO WORK IN THE MOST DIFFICULT CONDITIONS FROM DOWNED AND TANGLED CROPS TO UNEVEN TERRAIN.

MULTIPLE OPTIONS ON THE SAME HEAD THAT GIVE THE OPERATOR GREATER FLEXIBILITY



1.25

4.10

1.50


4.92

1.75

5.74

2.00

6.56



CUTTING TABLE

CHOOSE YOUR WIDTH

meters

feet

ROBUST DESIGN AND EASY OF OPERATION CONCEPT

HALDRUP CUTTING TABLE

AIR INJECTION

Guarantees total cleaning between plots



INTAKE AUGER

Retractable fingers



HYDRAULIC CUTTING BAR

Ensures an excellent cut at the correct speed



CROP LIFTERS

Available for laydown crop conditions



REEL

Continuous adjustment of speed, height and depth



OPTIONALS FOR YOUR OPERATION


HALDRUP CUTTING TABLE

 CUTTING TABLE EXTENSION

 VERTICAL CUTTING BAR

 SWATH PICKER

 FLOATING CUTTING TABLE



DELIVERING THE BEST QUALITY IN DIFFERENT CONDITIONS

GERINGHOFF CORN HEADER

HIGH PERFORMANCE, RELIABLE, EFFICIENT

GERINGHOFF ROTA DISC



2 ROWS.

ROW SPACING: 20' / 30' / 38' - 52 / 75 / 96 cm.



HYDRAULIC TRANSMISSION.



EXCELLENT CHOPPING & SHREDDING QUALITY.







CHAINS ARE TENSIONED AUTOMATICALLY.



HIGH CAPACITY & EASY CLEAN

HALDRUP FEEDERHOUSE

-  AIR INJECTION TO PREVENT CONTAMINATION.
-  ROCK TRAP BEATERS TO PREVENT ROCKS FROM ENTERING THE COMBINE.
-  INSPECTION AND CLEANING WINDOW.
-  COMPLETELY DETACHABLE FOR MAINTENANCE.



HALDRUP CAB


DESIGNED FOR LONG WORKING DAYS

TODAY'S COMBINES MUST WORK LONG HOURS AND DELIVER OPTIMUM QUALITY RESULTS. A COMBINE CAB, OFFERING A RELAXED WORK ENVIRONMENT IS ABSOLUTELY NECESSARY.

THAT'S WHY WE HAVE CREATED ONE OF THE QUIETEST, MOST SPACIOUS AND MOST COMFORTABLE CABS ON THE RESEARCH MARKET, DESIGNED FOR LONG AND PROFITABLE WORKING DAYS.

THE INSTRUMENT CONSOLE IS EASY REACHABLE FOR THE OPERATOR.





21 ft^2 1.9 m^2





 HALDRUP USA

QUIET, CALM, COMFORTABLE

SIMPLE AND COMFORTABLE AS POSSIBLE TO OPERATE
NUMEROUS FUNCTIONS CAN BE CONTROLLED THROUGH THE JOYSTICK

NOT ONLY DESIGNED TO WORK DURING THE DAY

HALDRUP LIGHT SYSTEM

-  H4 HEADLIGHTS WORKING LIGHTS FOR FIELD AND CUTTING TABLE
-  PARKING LIGHTS
-  TURN SIGNALS
-  WINDSHIELD WIPERS WITH INTERMITTENT CONTROL



CONTROL AT YOUR FINGERPRINTS

SIMPLE AND CONFORTABLE AS POSSIBLE TO OPERATE
NUMEROUS FUNCTIONS CAN BE CONTROLLED THROUGH THE JOYSTICK



OFFERING A RELAXED WORK ENVIRONMENT

HALDRUP CAB COMPONENTS



EMERGENCY
SWITCH



MULTIFUNCTION
JOYSTICK



AUDIO
SYSTEM



A/C &
HEATING SYSTEM



INTERIOR
LIGHTS



STANDARD /
COMFORT
SEATS

DEUTZ ENGINE

POWERFUL ENGINE

THESE ENGINES DELIVER POWER WHEN YOU NEED.

IN ADDITION TO ITS REMARKABLY LOW FUEL CONSUMPTION, THE ENGINE IS BOTH QUIET AND ENVIRONMENTALLY SOUND.

THE 24 GALLONS (90 L) FUEL TANK HOLD MORE THAN ENOUGH FOR A FULL DAY IN THE FIELD.








COOLING SYSTEM

REVERSE BLOWER CLEANING SYSTEM

 CHANGE OF AIR FLOW DIRECTION. PROGRAMMABLE REVERSE FLOW
FREQUENCY AND DURATION. AUTOMATIC SYSTEM. HIGH PERFORMANCE EVEN
UNDER HIGH DUST CONDITIONS.

DEUTZ TD 2.9

EU STAGE V / US EPA TIER 4

- 
-  75 HP, COMPACT, WATER-COOLED, 4-CYLINDER INLINE.
 -  EU STAGE V / USA EPA TIER 4 EXHAUST EMISSION REQUIREMENTS.
 -  TURBOCHARGED, CHARGE-AIR COOLED, WITH COOLED EXTERNAL EXHAUST GAS RECIRCULATION.
 -  EASY CHANGING OF THE ENGINE FLUIDS REDUCE THE MAINTENANCE TIME.

THRESHING & CLEANING

THE HIGHEST GRAIN QUALITY

THE GRAIN-ON-GRAIN THRESHING ACTION OF THE THRESHING & CLEANING SYSTEM NOT ONLY LIMITS GRAIN LOSSES IN THE FIELD THROUGH MORE EFFECTIVE SEPARATION.


IN COMBINATION WITH AN EFFICIENT PNEUMATIC TRANSPORT, THE GRAIN IS TRANSPORTED TO THE WEIGHING SYSTEM ENSURING COMPLETE CLEANING AND FREE CONTAMINATION BETWEEN PLOTS

WE DELIVER THE MOST CLEAN GRAIN INTO THE WEIGHING SYSTEM TO ENSURE A BEST CROP DATA QUALITY IN DIFFERENT ENVIRONMENTAL CONDITIONS.







MORE GRAIN, MAXIMUM QUALITY


THRESHING AND CLEANING SYSTEM



DESIGNED TO OPTIMIZE RESULTS






HALDRUP THRESHING DRUM

-  FULLY CLOSED DRUM
-  6 BARS
-  SPEED VARIATOR BETWEEN 350 - 1800 RPM
-  ANTI-JAM TOOL



AN OPTION FOR EACH OF YOUR CROPS

HALDRUP CONCAVE

-  OPENING ADJUSTMENT MANUALLY OR ELECTRICALLY*
-  MULTIPLE OPTIONS FOR DIFFERENT CROPS
-  INTERCHANGEABLE WITHOUT TOOLS
-  DESIGNED TO REDUCE GRAIN DAMAGE
-  UP TO 5 DE-AWNING BARS

*optional



 HALDRUP USA





MORE SEPARATION, FASTER & EFFICIENT

HALDRUP STRAWWALKERS SYSTEM



CLEANING EVERY GRAIN

HALDRUP CLEANING SYSTEM

-  CONTINUOUSLY ADJUSTABLE LAMELLA SIEVES
*-2 PER SIDE- OR ROUND SIEVES**
-  ROUND HOLES ALSO AVAILABLE
-  ELECTRIC OPENING ADJUSTMENT*
-  EASY TO REMOVE FOR CLEANING AND INSPECTION

**optional*

THE HIGHEST PURITY BETWEEN PLOTS

AUTOMATIC CLEANING CONTROL

TRANSPORT, CLEAN, MEANS QUALITY

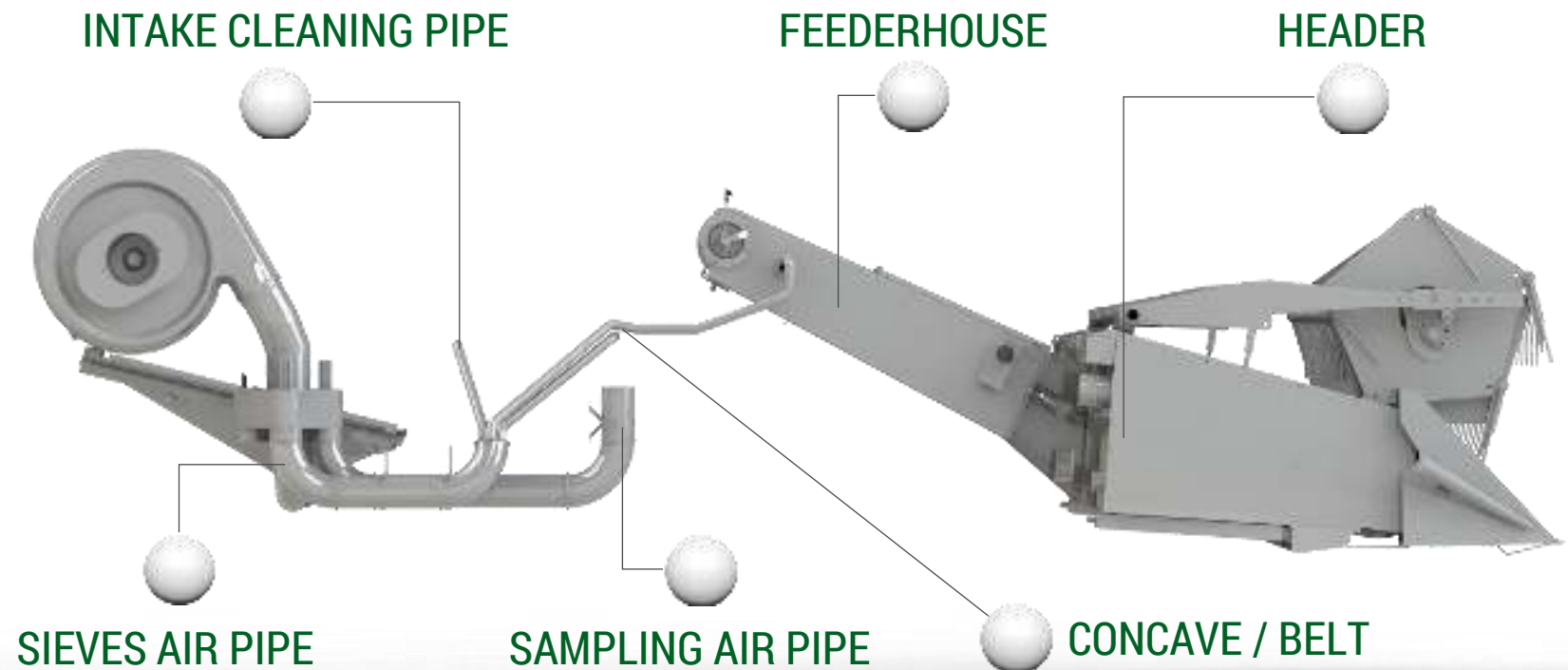
HALDRUP AIR INYECTION SYSTEM

THE SYSTEM IS DESIGNED TO
TRANSPORT TO THE LAST GRAIN,
ASSURING PURITY BETWEEN PLOT
AND PLOT.

A DISTRIBUTOR BOX IS
CONTROLLED BY A SOFTWARE THAT
ALLOWS TO USE THE AIR
EFFICIENTLY DEPENDING ON THE
PLOT PROCESS TIME.

TRANSPORT AND CLEAN UP TO THE LAST GRAIN

HALDRUP AIR INJECTION SYSTEM



A PLOT, A DATA

HALDRUP WEIGHING & MOISTURE SYSTEM

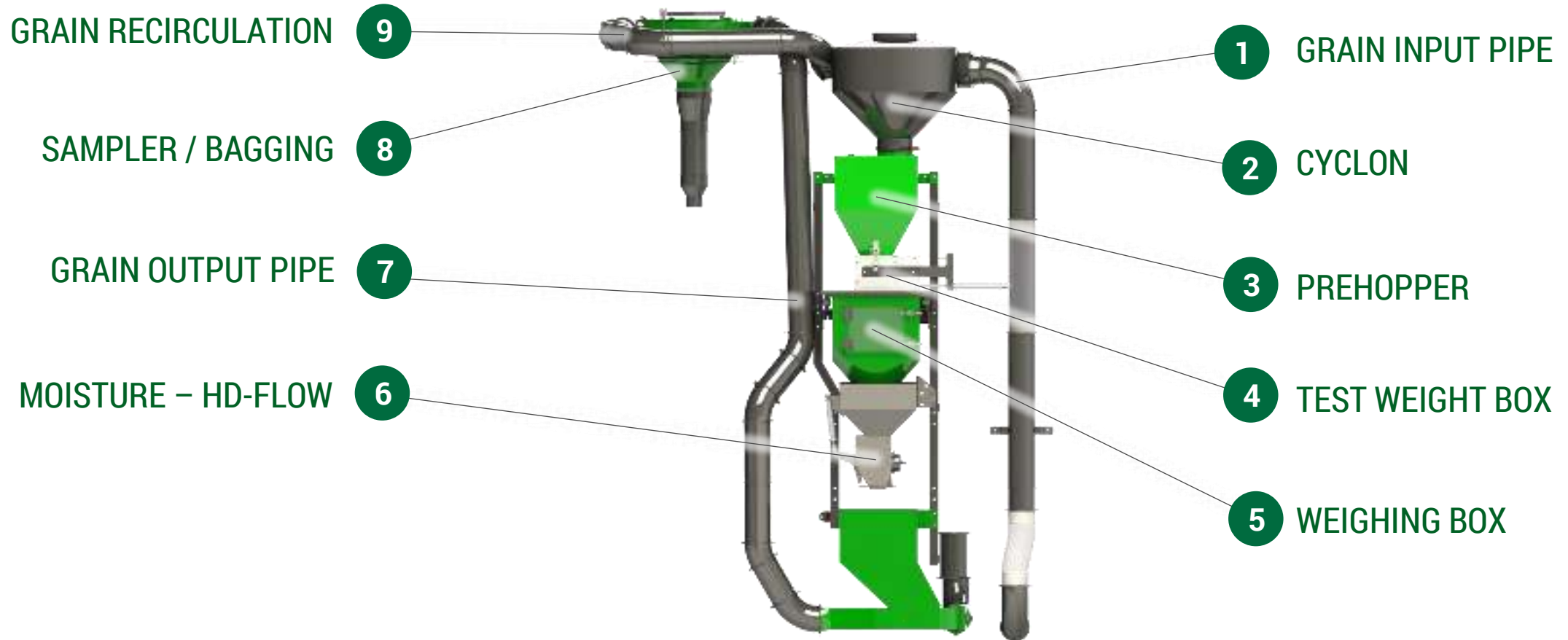
WE HARVEST DATA!

A SYSTEM FULLY DEVELOPED BY HALDRUP
AND DESIGNED TO WORK IN DIFFERENT
SITUATIONS, WHERE THE USER CAN
DEFINE HIS OWN OPERATING SETTINGS.

INTEGRATED CLEANING SYSTEM &
MEASUREMENT OF TEST WEIGHT, PLOT
WEIGHT AND MOISTURE WITH THE
HIGHEST PRECISION

HIGH PRECISION IN EACH DATA

HALDRUP WEIGHING & MOISTURE SYSTEM









CYCLONES ALLOW EXTRA CLEANING FOR A MORE ACCURATE MEASUREMENT

CAMERA MONITORING HELPS THE OPERATOR





SIMPLE & PRECISE

HALDRUP TEST WEIGHT

-  VOLUME BOX WITH TOP & BOTTOM FLAP
-  CYCLE CONTROLLED BY HARVEST MANAGER
-  PNEUMATIC CONTROL
-  SIMPLE, FAST & PRECISE

HIGH CAPACITY, HIGH PRECISION

HALDRUP WEIGHING SYSTEM





-  11 GALLONS (42 L) WEIGHING BOX CAPACITY
-  CONTROLLED BY HARVEST MANAGER
-  MULTIPLE CONFIGURATION
-  MIXING-FREE CONTROLLED



THE ONLY ONE THAT MEASURES VARIABILITY

HALDRUP HD-FLOW SYSTEM



-  MOISTURE MEASUREMENT OF THE WHOLE PLOT.
-  ~ 40 MEASUREMENTS PER SECOND.
-  SPECIFIC CALCULATION ALGORITHM WITH TEMPERATURE AND TEST WEIGHT CORRECTION
-  AVERAGE, STANDARD DEVIATION, CV



HARVEST MASTER

OPTIONAL SYSTEM

MORE IN THE TANK





HALDRUP GRAIN TANK

IT IS BIG ENOUGH TO AID HARVEST MANAGEMENT AND PREVENT UNPRODUCTIVE TRAVELLING TO FIELD ENDS FOR STATIONARY UNLOADING.

WHEN IT IS NECESSARY TO ENTER THE GRAIN TANK FOR SERVICING, MAINTENANCE OR CLEANING, HALDRUP ENGINEERS HAVE MADE THE TASK SAFER AND SIMPLER.

QUICK, GENTLE AND EFFICIENT

HALDRUP UNLOADING SYSTEM

-  UNLOADING HEIGHT: 11 ft (3.3 M).
-  GRAIN TANK CAPACITY: 27 BUSHELS (940 L).
-  HYDRAULICALLY FOLDED DISCHARGE AUGER
-  EMPTYING CHUTE AND REVERSE AUGER TO FULL CLEAN OUT.



REPRESENTATIVE & ACCURATE

HALDRUP SAMPLING SYSTEM







FOR THOSE USERS WHO NEED TO ANALYZE THE SAMPLES IN THE LABORATORY, HALDRUP OFFERS A HIGH PRECISION SAMPLING SYSTEM, REPRESENTATIVE OF THE WHOLE PLOT.

ANALYZING THE SAMPLE SIMPLY WILL THROW MORE ACCURATE RESULTS

SAMPLING OR BAGGING IN ONE STEP

HALDRUP SAMPLING SYSTEM

-  CONTROLLED BY HARVEST MANAGER OR ANOTHER SOFTWARE
-  CONTINUOUS OR RANDOMIZED SAMPLING
-  ADJUSTING SPEED AND SAMPLING TIME TO DEFINE A SPECIFIC QUANTITY
-  AUTOMATIC LABEL PRINTING PLOT TO PLOT



EASY ALSO IN TRANSPORTATION

HALDRUP PLOT COMBINE

WE DESIGN EACH MACHINE TO
MAKE THE TRANSPORT EASIER.

WE THINK THAT OUR LARGEST
MACHINE CAN ALSO BE TRANSPORTED
WITHOUT ANY SPECIAL EQUIPMENT.

WE THINK ABOUT YOU!



SUPER COMPACT

HALDRUP COMBINE DIMENSIONS

TOTAL LENGTH WITH HEADER: 19 ft / 5.80 m.

TRANSPORT WEIGHT: From 7000 lbs. / 3200 Kg

TOTAL WIDTH: 5.90 ft. / 1.80 m

TRANSPORT HEIGHT: 10.40 ft. / 3.2 m



4 WHEEL DRIVE

MORE TRACTION FOR DIFFICULT SITUATIONS



HYDROSTATIC 4-WD



HYDRAULIC ENGINES ON THE STEERING WHEELS



2 SPEED RANGES



OPTIONAL THAT CAN BE INSTALLED LATER

OPERATION REQUIRES OPTIONALS

HALDRUP OPTIONALS

NIR



STRAW CHOPPER / BALANCE



HARVEST MANAGER



SWIVEL LADDER







GRINDER







NIR

NEAR INFRA-RED SPECTROMETER

-  MULTIPLE OPTIONS -POLYTEC, ZEISS, PERTEN-
-  INTEGRATED TO HARVEST MANAGER
-  MOISTURE, PROTEIN, SUGARS, ETC
-  CALIBRATION AVAILABLE THROUGH THE MANUFACTURER

STRAW CHOPPER





A FINE CHOP AND SPREAD


-  HIGH POWER
-  SPREAD OVER THE FULL WIDTH OF THE MACHINE
-  IN-CAB CHANGEOVER OPTION *-FOLDABLE-*
-  REMOVABLE BLADES



WE ALSO MEASURE STRAW

HALDRUP STRAW WEIGHING

-  4 CELL WEIGHING UNIT
-  HIGH CAPACITY
-  SELF-DOWNLOADABLE THROUGH AN INTEGRATED CONVEYOR BELT
-  REMOVABLE



HARVEST MANAGER

DATA ON YOUR POCKET



USER FRIENDLY



OPERATION WITH SOME TOUCHS



MANY FUNCTIONS IN THE SOFTWARE OR IMPORTING DATA



COMPLETE CONTROL OF THE MACHINE



SWIVEL LADDER

AVOIDING DAMAGE TO NEIGHBORS



PNEUMATIC SYSTEM



INTERNAL AND EXTERNAL CONTROL



2 FIXED POSITIONS







IDEAL FOR SAFE TRANSPORT



IF YOU HAVE REGULATED TRIALS

HALDRUP GRINDER

-  HIGH INSTANT CAPACITY
-  HYDRAULIC TRANSMISSION
-  METAL DETECTOR
-  FEED FLOW CONTROL



 HALDRUP USA



HALDRUP USA CORP.

425 INDUSTRIAL PARKWAY
OSSIAN, IN 46777
USA

+1 (844) 694 – 6205

Info.usa@haldrup.net

www.haldrup.net